

Core Plus Bond Strategy

December 2018

OBJECTIVE

The Core Plus Strategy seeks to outperform the Bloomberg Barclays Aggregate Index through a corporate credit focused approach.

INVESTMENT STRATEGY

The Strategy seeks its objective by investing primarily in investment grade corporate bonds, with the ability to invest up to 40% in non-investment grade sectors, primarily high yield bonds and bank loans rated BB/B. The Strategy maintains a duration range of +/- two years to that of the Bloomberg Barclays Aggregate Index.

DIFFERENTIATING FEATURES

We focus on fundamental corporate credit research across the credit spectrum. Our single integrated research and portfolio management team's coverage through the capital structure provides the perspective to identify opportunities and relative value through all areas of the credit markets.

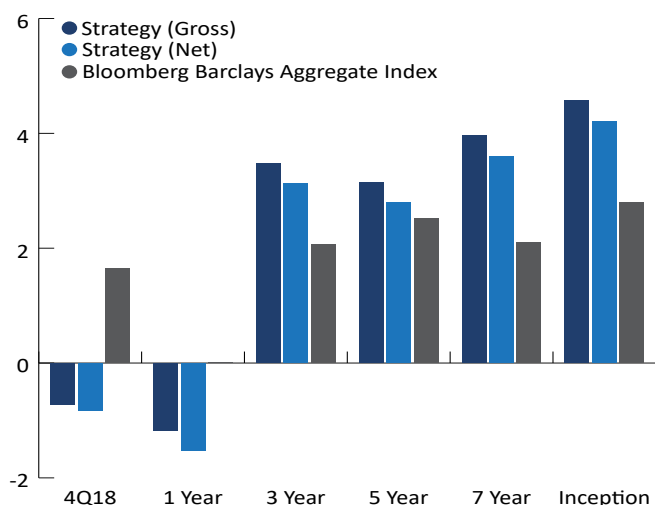
Investment team consists of 21 professionals who, on average, have 17 years investment experience and have worked together for over 11 years.

STRATEGY BENEFITS

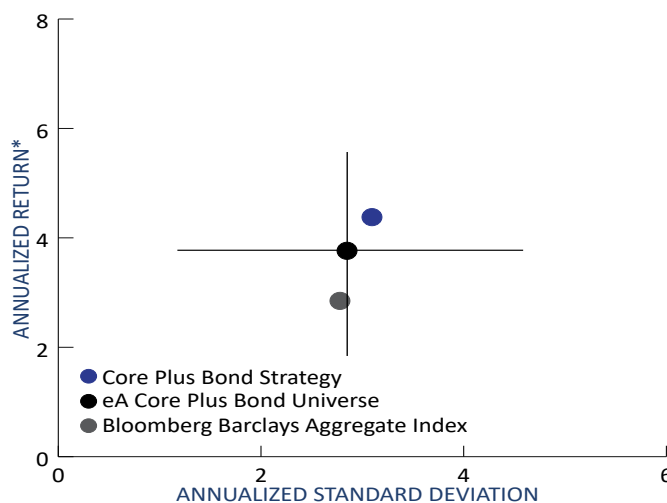
The Strategy provides investors a corporate credit focused portfolio with the ability to invest through the entire capital structure.

This flexible approach provides access to our investment team's expertise throughout the credit spectrum in managing Investment Grade, High Yield, and Bank Loan securities.

HISTORICAL RETURNS



RISK-REWARD ANALYSIS



ANNUALIZED - ENDING 4Q18	1 Year	2 Year	3 Year	4 Year	5 Year	6 Year	7 Year	INCEPTION
Core Plus Bond Strategy (Gross)	-1.18	2.24	3.48	2.61	3.15	2.92	3.96	4.57
Core Plus Bond Strategy (Net)	-1.52	1.88	3.12	2.25	2.79	2.56	3.60	4.20
Bloomberg Barclays Aggregate Index	0.01	1.76	2.06	1.68	2.52	1.75	2.10	2.80

CALENDAR YEAR RETURNS	4Q18	2018	2017	2016	2015	2014	2013	2012	2011
Core Plus Bond Strategy (Gross)	-0.73	-1.18	5.78	6.01	0.03	5.36	1.77	10.46	8.89
Core Plus Bond Strategy (Net)	-0.82	-1.52	5.41	5.64	-0.32	4.99	1.42	10.08	8.52
Bloomberg Barclays Aggregate Index	1.64	0.01	3.54	2.65	0.55	5.97	-2.02	4.22	7.84

Inception of the Core Plus Strategy was January 2011. Past performance is not indicative of future results. Indexes are unmanaged and unavailable for investment. Gross-of-fee returns are presented before management fees but after all trading expenses. Net-of-fee returns are presented after management fees and trading expenses. * Risk/Reward Analysis chart provides annualized inception return and annualized inception standard deviation. Risk/Reward Analysis performance represents gross-of-fee returns.

Core Plus Bond Strategy

December 2018



Inception

January 2011

Benchmark

Bloomberg Barclays U.S. Aggregate Index

Strategy Assets

\$ 887m

Portfolio Managers (experience)

David Weismiller, CFA (21 years)

Brian Robertson, CFA (15 years)

Michael Marzouk, CFA (21 years)

SINCE INCEPTION RISK-REWARD STATISTICS

	Strategy	Index
Standard Deviation	3.28	2.96
Beta	0.71	1.00
Sharpe Ratio	1.27	0.81
Information Ratio	0.67	N/A
Upside Capture	128.85	N/A
Downside Capture	49.08	N/A

Source: eVestment, as of 12/31/2018

Pacific Asset Management claims compliance with the Global Investment Performance Standards (GIPS®).

FIRM DEFINITION - Pacific Asset Management is a business division of Pacific Life Fund Advisors LLC, an SEC registered investment adviser and a wholly owned subsidiary of Pacific Life Insurance Company.

COMPOSITE DESCRIPTION - The Core Plus Strategy consists of fixed income portfolios comprised primarily of corporate bonds.

RETURNS - presented gross and net of fees.

BENCHMARK DESCRIPTION - The Bloomberg Barclays Aggregate Index covers the U.S. investment grade fixed income bond market.

CURRENCY - Valuations are computed and performance is reported in U.S. dollars.

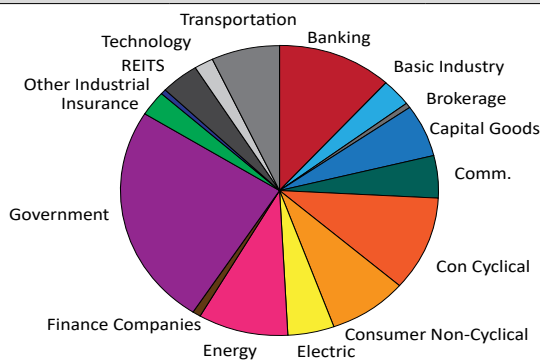
OBTAINING A COMPLIANT PRESENTATION along with a list of the firms composite descriptions can be obtained by emailing contactPAM@PacificLife.com.

CHARACTERISTICS	Strategy	Index
Duration	5.47	5.87
Yield to maturity (%)	4.72	3.28
Yield to worst (%)	4.72	3.28
Average maturity	11.43	8.22
Average price	96.91	100.09
Average quality	A-	AA+/AA
Average coupon (%)	3.95	3.20
# of issues	204	10,248
# of issuers	151	974

CREDIT QUALITY (%)	Strategy	Index
Cash	2	0
AAA	28	73
AA	10	4
A	11	10
BBB	29	14
BB	10	0
B	10	0
CCC or below	0	0

ASSET BREAKDOWN (%)	Strategy	Index
Government & Agency	16	45
Corporate	41	24
High Yield	9	0
Bank Loans	13	0
ABS	18	1
CMBS	0	2
Agency MBS	1	28
Cash	2	0

SECTOR BREAKDOWN



IMPORTANT NOTES AND DISCLOSURES

For U.S. Institutional Investor use only. The opinions expressed are not intended as an offer or solicitation with respect to the purchase or sale of any security. The information presented in this material has been developed internally and/or obtained from sources believed to be reliable; however Pacific Asset Management does not guarantee the accuracy, adequacy, or the completeness of such information. This material has been distributed for informational purposes only without regard to any particular user's investment objectives, financial situation, or means, and Pacific Asset Management is not soliciting any action based upon such information, and should not be considered as investment advice or a recommendation of any particular security, strategy or investment product. Statements concerning financial market trends are based on current market conditions, which will fluctuate. There is no guarantee that these investment strategies will work under all market conditions, and each investor should evaluate their ability to invest for the long-term. The information provided herein should not be construed as providing any assurance or guarantee as to returns that may be realized in the future from investments in any asset or asset class described herein. This material contains forward-looking statements that speak only as of the date they are made, Pacific Asset Management assumes no duty to and does not undertake to update forward-looking statements. Forward-looking statements are subject to numerous assumptions, risks, and uncertainties, which change over time. No part of this material may be reproduced in any form, or referred to in any other publication, without express written permission.